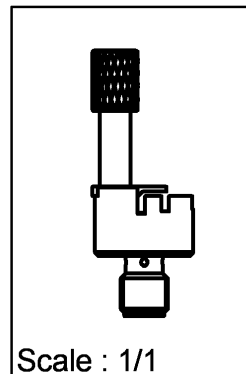
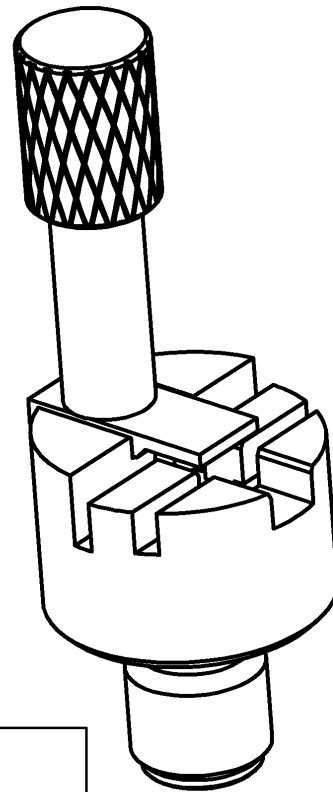
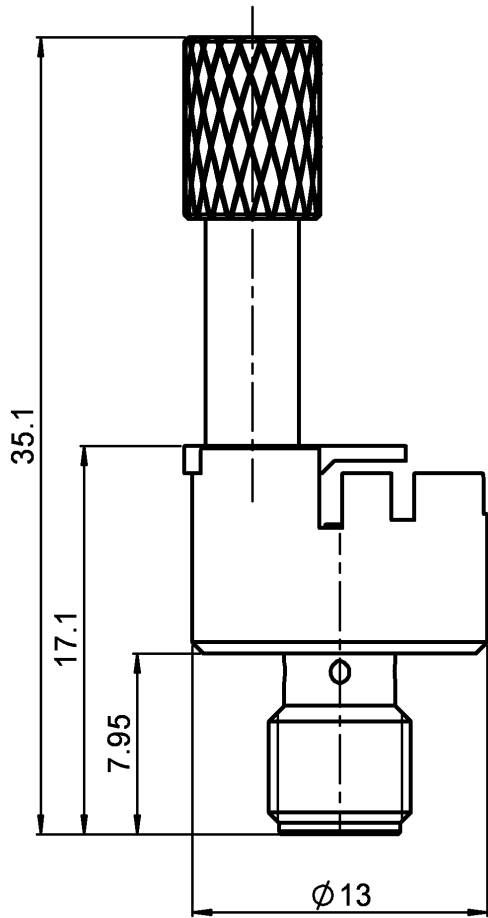


TEST ADAPTER
FOR UMP PIGTAIL HEIGHT 3 MM

R107.009.903

Series : UMP



Scale : 1/1

All dimensions are in mm.



COMPONENTS	MATERIALS	PLATINGS (µm)
BODY	BRASS	GOLD 0.5 OVER NICKEL 2
CENTER CONTACT	BERYLLIUM COPPER	GOLD 1.3 OVER NICKEL 2
OUTER CONTACT		
INSULATOR	PTFE	
GASKET		
OTHERS PARTS	BRASS,STAINLESS STEEL	BBR + GOLD
-	-	-
-	-	-


Australian Representatives
ROJONE, PTY LTD.
 Tel: 02 9829 1555
 E: sales@rojone.com.au
 www.rojone.com.au

Issue : 0127 B

In the effort to improve our products, we reserve the right to make changes judged to be necessary.



TEST ADAPTER
FOR UMP PIGTAIL HEIGHT 3 MM

R107.009.903

Series : UMP

PACKAGING

SPECIFICATION

Standard	Unit	Other
1	-	Contact us

ELECTRICAL CHARACTERISTICS

ENVIRONMENTAL

Impedance		50 Ω
Frequency		0-6 GHz
VSWR	**1.10 +	0.010 x F(GHz) Maxi
Insertion loss		0.4 √F(GHz) dB Maxi
RF leakage	- (TBD - F(GHz)) dB Maxi
Voltage rating		350 Veff Maxi
Dielectric withstanding voltage		1000 Veff mini
Insulation resistance		5000 MΩ mini

Operating temperature	-40/+90 ° C
Hermetic seal	NA Atm.cm3/s
Panel leakage	NA

OTHERS CHARACTERISTICS

Assembly instruction **NA**

Others :

**** ROS to 2.4 GHz**
5000 cycles on mobile part

MECHANICAL CHARACTERISTICS

Center contact retention	
Axial force – Mating end	27 N mini
Axial force – Opposite end	- N mini
Torque	NA N.cm mini
Recommended torque	
Mating	60 N.cm
Panel nut	NA N.cm
Mating life	100 Cycles mini
Weight	11.100 g

Issue : 0127 B

In the effort to improve our products, we reserve the right to make changes judged to be necessary.




TEST ADAPTER
FOR UMP PIGTAIL HEIGHT 3 MM

R107.009.903

Series : UMP

UTILIZATION

Phase 1




Initial position


Phase 2



Phase 3

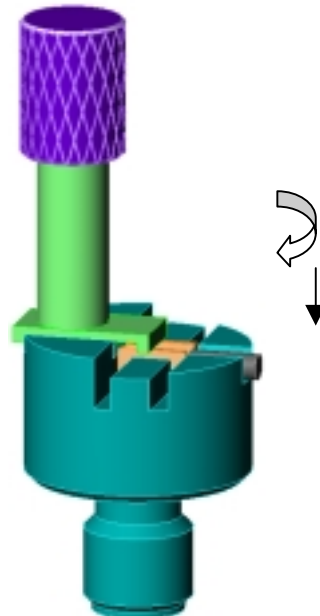


Phase 4



UMP

Phase 5



Issue : 0127 B

In the effort to improve our products, we reserve the right to make changes judged to be necessary.

