



WR-75 Waveguide 20 dB Crossguide Coupler, 3 Port,  
Square Cover Flange, 10 GHz to 15 GHz, Bronze

Waveguide Couplers Assemblies Technical Data

PEWCT1016

The PEWCT1016 is a 20 dB three port, terminated WR-75 crossguide waveguide coupler that operates in the frequency range of 10 to 15 GHz. The coupler has a typical VSWR of 1.05. These designs are made of Bronze with Brass Square Cover Flanges. Pasternack offers a complete family of crossguide couplers in both three port (terminated) and four port (unterminated) configurations that are in stock and ship on the same day. Top wall couplers are also available.

**Features**

- Three Port
- Crossguide Waveguide Coupler
- Terminated
- 20 dB Nominal Coupling Level
- 10 GHz to 15 GHz Frequency Range
- Waveguide Body made of Bronze with Brass Flanges
- Low VSWR

**Applications**

- Test Benches
- Radar
- Satellite
- Microwave Radio
- Attenuation Measurements
- Power Measurements
- Source Leveling

**Electrical Specifications**

Description	Minimum	Typical	Maximum	Units
Frequency Range	10		15	GHz
<b>Coupler</b>				
Nominal Coupling Level		20		dB
Directivity		25		dB
Insertion Loss		0.1		dB
Main Line VSWR		1.05:1		
<b>Termination</b>				
VSWR		1.02		
Input Power (CW)			2.5	Watts

**Mechanical Specifications**

**Size**

Length 6.5 in [165.1 mm]  
Width 2.75 in [69.85 mm]

**Interface**

Waveguide Size WR-75  
Flange Type Square Cover

Click the following link (or enter part number in "SEARCH" on website) to obtain additional part information including price, inventory and certifications: [WR-75 Waveguide 20 dB Crossguide Coupler, 3 Port, Square Cover Flange, 10 GHz to 15 GHz, Bronze PEWCT1016](#)



WR-75 Waveguide 20 dB Crossguide Coupler, 3 Port,  
Square Cover Flange, 10 GHz to 15 GHz, Bronze

Waveguide Couplers Assemblies Technical Data

PEWCT1016

Flange Material and Plating	Brass
Coupler Body Material and Plating	Bronze
Termination Body Material and Plating	Bronze

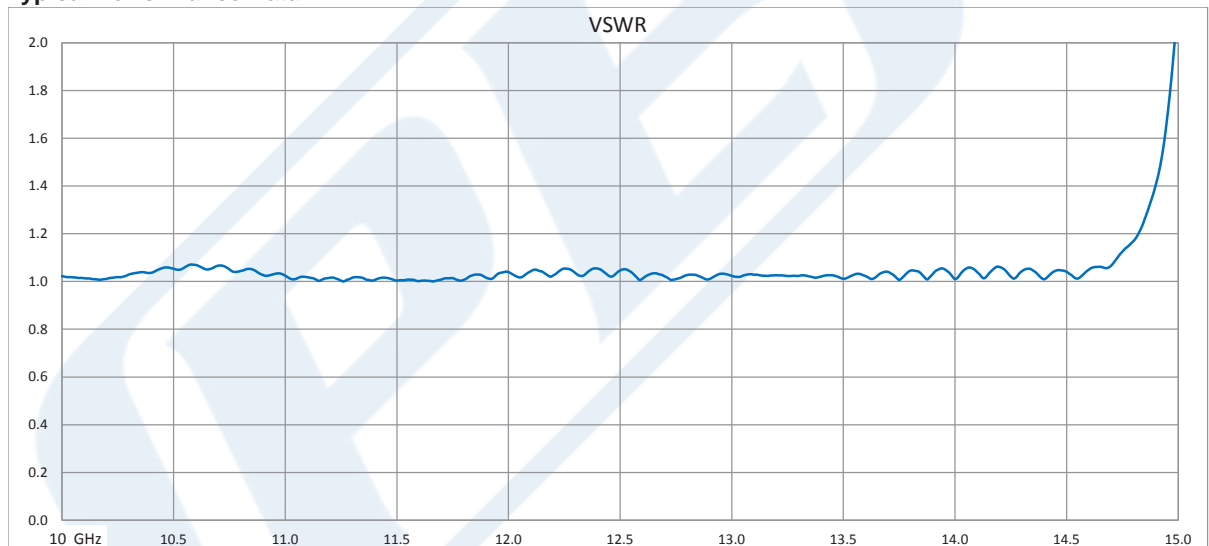
**Environmental Specifications**

**Compliance Certifications** (see [product page](#) for current document)

**Plotted and Other Data**

Notes:

**Typical Performance Data**



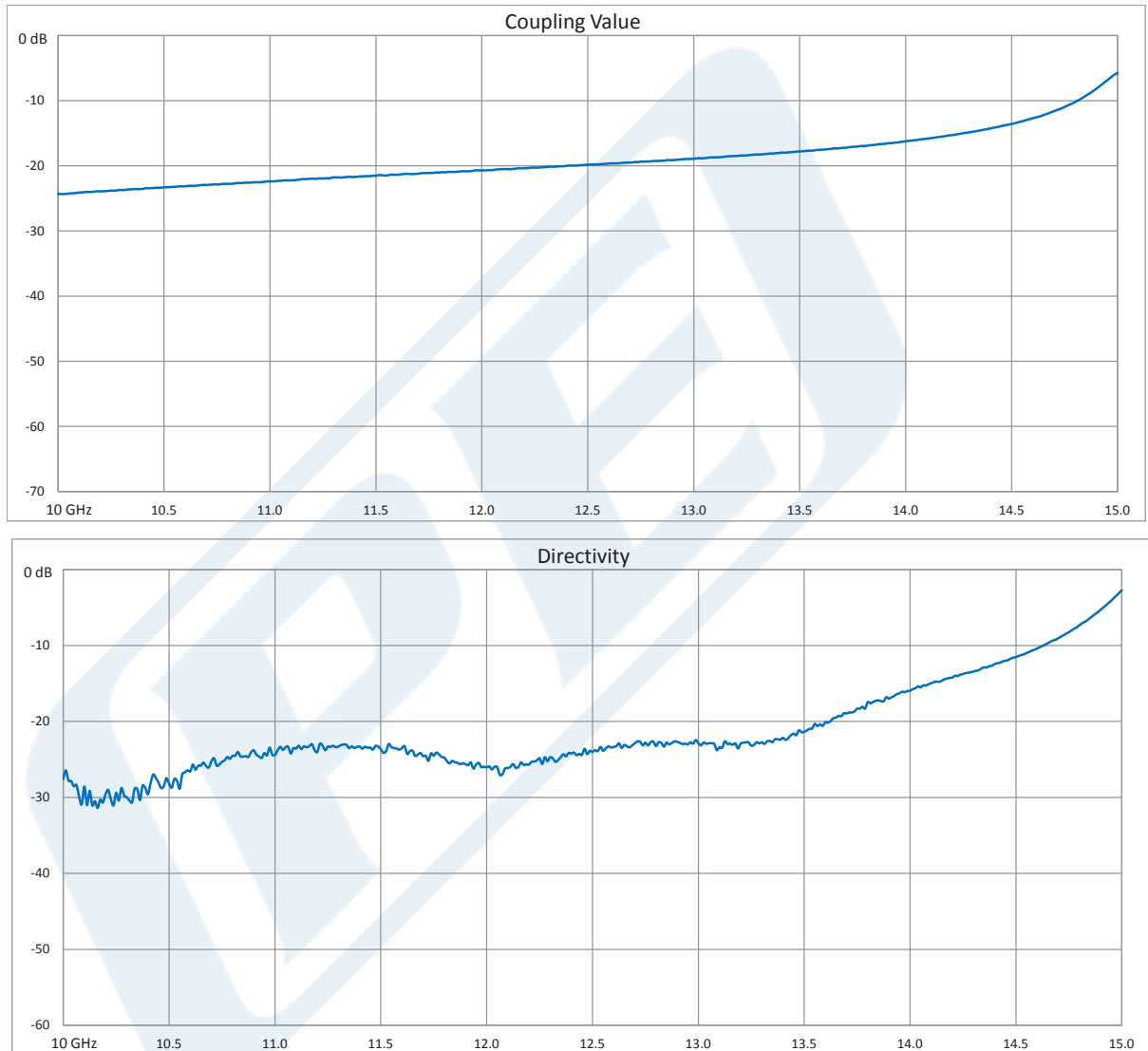
Click the following link (or enter part number in "SEARCH" on website) to obtain additional part information including price, inventory and certifications: [WR-75 Waveguide 20 dB Crossguide Coupler, 3 Port, Square Cover Flange, 10 GHz to 15 GHz, Bronze PEWCT1016](#)



WR-75 Waveguide 20 dB Crossguide Coupler, 3 Port,  
Square Cover Flange, 10 GHz to 15 GHz, Bronze

Waveguide Couplers Assemblies Technical Data

PEWCT1016



Click the following link (or enter part number in "SEARCH" on website) to obtain additional part information including price, inventory and certifications: [WR-75 Waveguide 20 dB Crossguide Coupler, 3 Port, Square Cover Flange, 10 GHz to 15 GHz, Bronze PEWCT1016](#)



WR-75 Waveguide 20 dB Crossguide Coupler, 3 Port,  
Square Cover Flange, 10 GHz to 15 GHz, Bronze

## Waveguide Couplers Assemblies Technical Data

PEWCT1016

WR-75 Waveguide 20 dB Crossguide Coupler, 3 Port, Square Cover Flange, 10 GHz to 15 GHz, Bronze from Pasternack Enterprises has same day shipment for domestic and International orders. Our RF, microwave and millimeter wave products maintain a 99.4% availability and are part of the broadest selection in the industry.

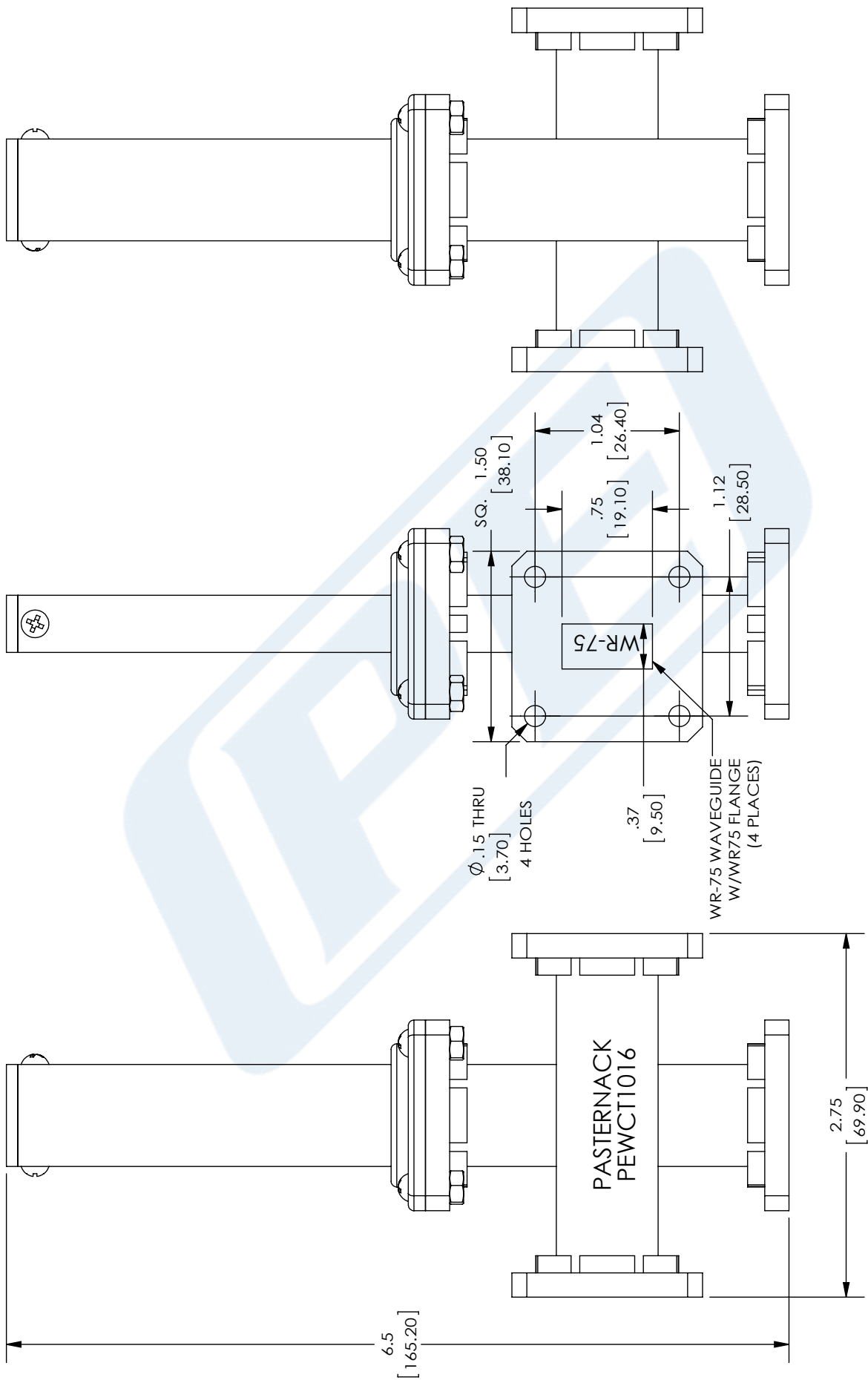
Click the following link (or enter part number in "SEARCH" on website) to obtain additional part information including price, inventory and certifications: [WR-75 Waveguide 20 dB Crossguide Coupler, 3 Port, Square Cover Flange, 10 GHz to 15 GHz, Bronze PEWCT1016](https://www.pasternack.com/wr-75-waveguide-20-db-crossguide-coupler-3-port-square-pewct1016-p.aspx)

URL: <https://www.pasternack.com/wr-75-waveguide-20-db-crossguide-coupler-3-port-square-pewct1016-p.aspx>

The information contained in this document is accurate to the best of our knowledge and representative of the part described herein. It may be necessary to make modifications to the part and/or the documentation of the part, in order to implement improvements. Pasternack reserves the right to make such changes as required. Unless otherwise stated, all specifications are nominal. Pasternack does not make any representation or warranty regarding the suitability of the part described herein for any particular purpose, and Pasternack does not assume any liability arising out of the use of any part or documentation.

# PEWCT1016 CAD Drawing

WR-75 Waveguide 20 dB Crossguide Coupler, 3 Port, Square Cover Flange, 10 GHz to 15 GHz, Bronze



NOTES:  
 1. UNLESS OTHERWISE SPECIFIED ALL DIMENSIONS ARE NOMINAL.  
 2. ALL SPECIFICATIONS ARE SUBJECT TO CHANGE WITHOUT NOTICE AT ANY TIME  
 3. DIMENSIONS ARE IN INCHES [mm].

DWG TITLE  
**PEWCT1016**

CAGE CODE **53919**

CAD FILE 050217

SCALE N/A

SIZE A

1408

**PE PASTERNAK®**  
 THE ENGINEER'S RF SOURCE

Pasternack Enterprises, Inc.  
 P.O. Box 16759 | Irvine | CA | 92623  
 Phone: (949) 261-1920 | Fax: (949) 261-7451  
 Website: www.pasternack.com | E-Mail: sales@pasternack.com