



WR-112 30 dB Waveguide Crossguide Coupler, UG-51/U Square Cover Flange, 7.05 GHz to 10 GHz

TECHNICAL DATA SHEET PEWCP1064

The PEWCP1064 is a WR-112 crossguide waveguide coupler that operates in the frequency range of 7.05 to 10 GHz. This Waveguide component has a typical VSWR of 1.05:1. These designs are made of painted copper alloy and incorporate a cross wall configuration that result in a mid-band nominal coupling value of 20, 30, 40 or 50 dB. Common applications for this component would be where power measurements are required within a system for measuring/sampling power or frequency monitoring with minimal signal loss to the main transmission line. This WR-112 waveguide coupler uses standard UG-51/U square cover flanges. Pasternack offers a complete family of waveguide Crossguide and Top wall couplers that are in-stock and ship same day.

Features

- Crossguide Waveguide Coupler
- 30 dB Nominal Coupling Level
- 7.05 GHz to 10 GHz Frequency Range
- Body and Flanges made of Copper Alloy
- Low VSWR

Applications

- Test Benches
- Radar
- Satellite
- Microwave Radio
- Attenuation Measurements
- Power Measurements
- Source Leveling

Electrical Specifications (Values at 25°C, sea level)

Description	Minimum	Typical	Maximum	Units
Frequency Range	7.05		10	GHz
Directivity		25		dB
Insertion Loss		0.1		dB
Main Line VSWR		1.05:1		
Nominal Coupling Level		30		dB

Mechanical Specifications

Size	
Length	4 in [101.6 mm]
Width/Dia.	4 in [101.6 mm]
Weight	1.8 lbs [816.47 g]

Click the following link (or enter part number in "SEARCH" on website) to obtain additional part information including price, inventory and certifications: [WR-112 30 dB Waveguide Crossguide Coupler, UG-51/U Square Cover Flange, 7.05 GHz to 10 GHz PEWCP1064](#)



WR-112 30 dB Waveguide Crossguide Coupler, UG-51/U Square Cover Flange, 7.05 GHz to 10 GHz

TECHNICAL DATA SHEET PEWCP1064

Configuration

Design Crossguide
Size WR-112

Description	Input Flange	Output Flange	Coupled Flange(s)
Flange Type	Square Cover	Square Cover	Square Cover
Flange Designation	UG-51/U	UG-51/U	UG-51/U
Material	Copper Alloy	Copper Alloy	Copper Alloy

Compliance Certifications (visit www.Pasternack.com for current document)

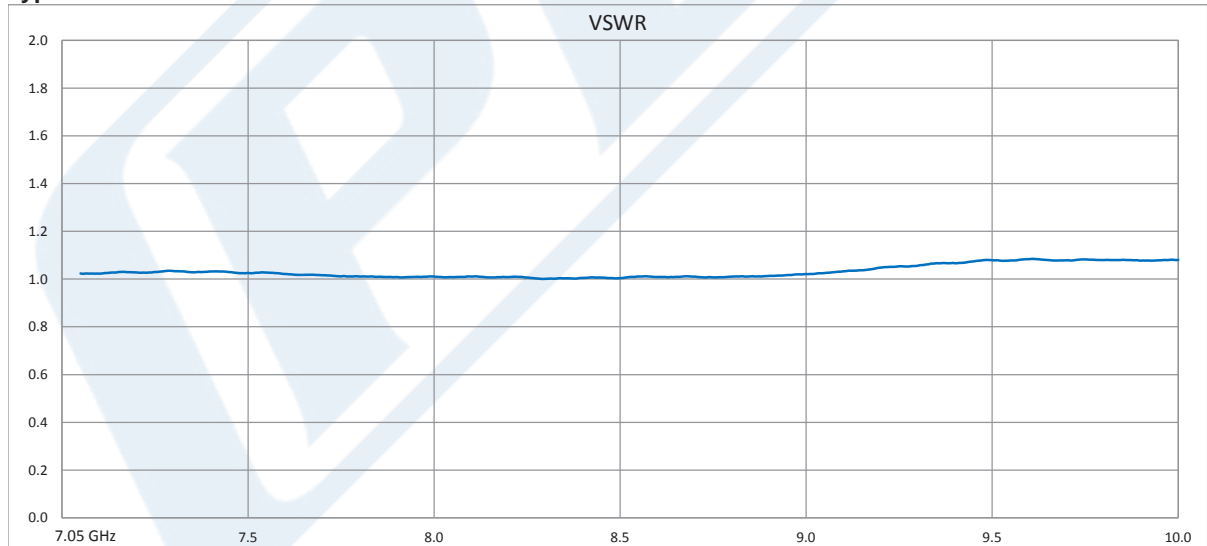
RoHS Compliant
REACH Compliant 12/17/2015

Plotted and Other Data

Notes:

- Values at 25 °C, sea level

Typical Performance Data



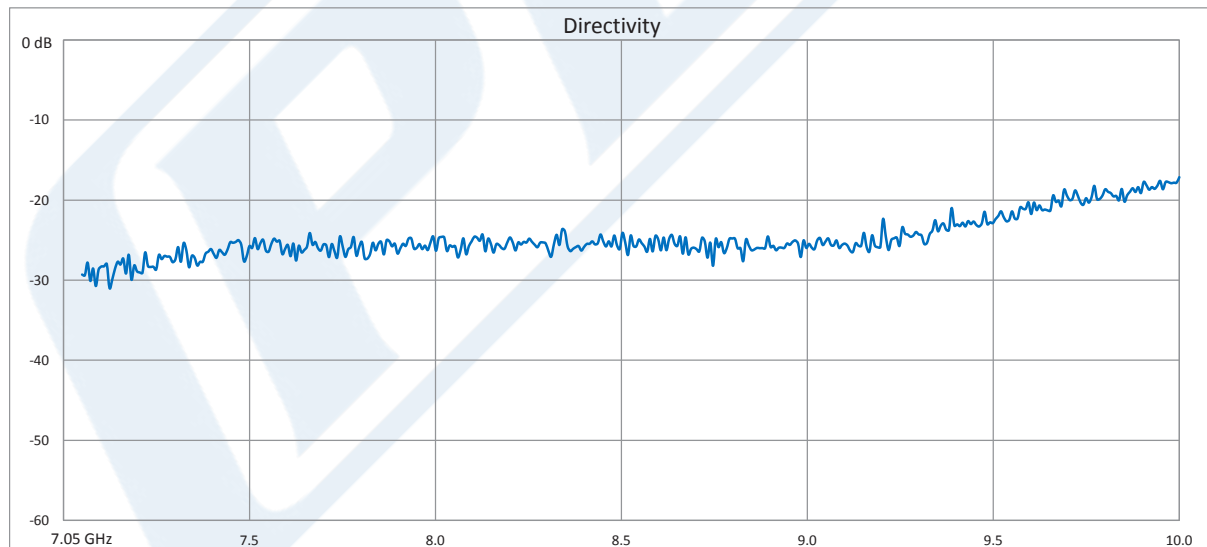
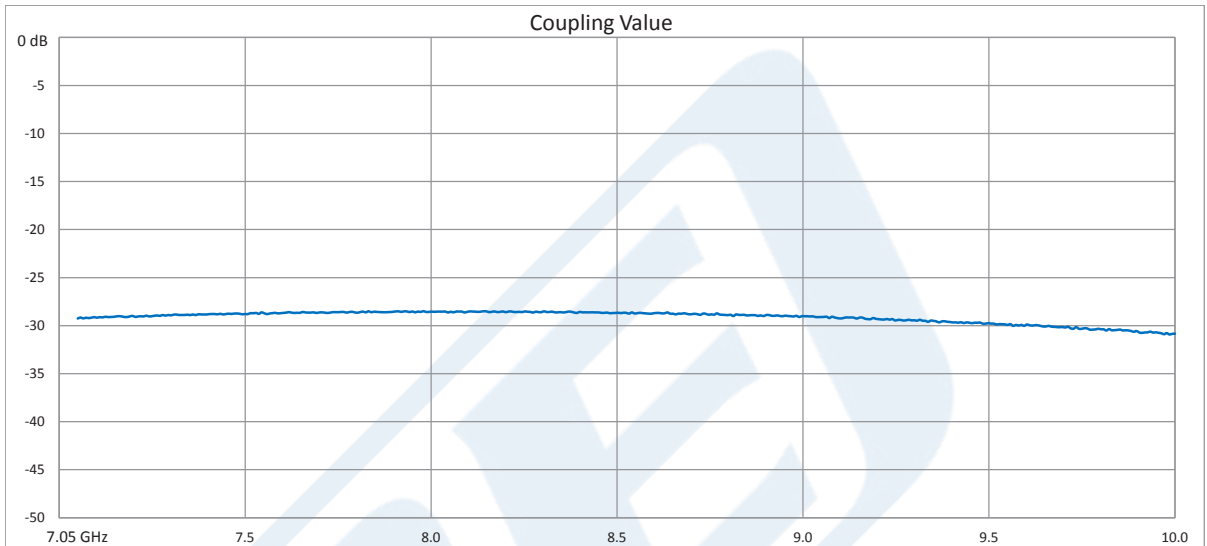
Click the following link (or enter part number in "SEARCH" on website) to obtain additional part information including price, inventory and certifications: [WR-112 30 dB Waveguide Crossguide Coupler, UG-51/U Square Cover Flange, 7.05 GHz to 10 GHz PEWCP1064](#)



WR-112 30 dB Waveguide Crossguide Coupler, UG-51/U Square Cover Flange, 7.05 GHz to 10 GHz

TECHNICAL DATA SHEET

PEWCP1064



Click the following link (or enter part number in "SEARCH" on website) to obtain additional part information including price, inventory and certifications: [WR-112 30 dB Waveguide Crossguide Coupler, UG-51/U Square Cover Flange, 7.05 GHz to 10 GHz PEWCP1064](#)



WR-112 30 dB Waveguide Crossguide Coupler, UG-51/U Square Cover Flange, 7.05 GHz to 10 GHz

TECHNICAL DATA SHEET

PEWCP1064

WR-112 30 dB Waveguide Crossguide Coupler, UG-51/U Square Cover Flange, 7.05 GHz to 10 GHz from Pasternack Enterprises has same day shipment for domestic and International orders. Our RF, microwave and millimeter wave products maintain a 99% availability and are part of the broadest selection in the industry.

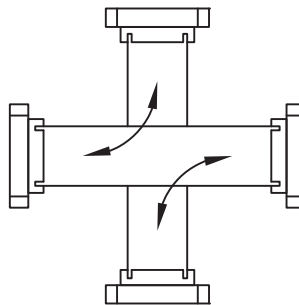
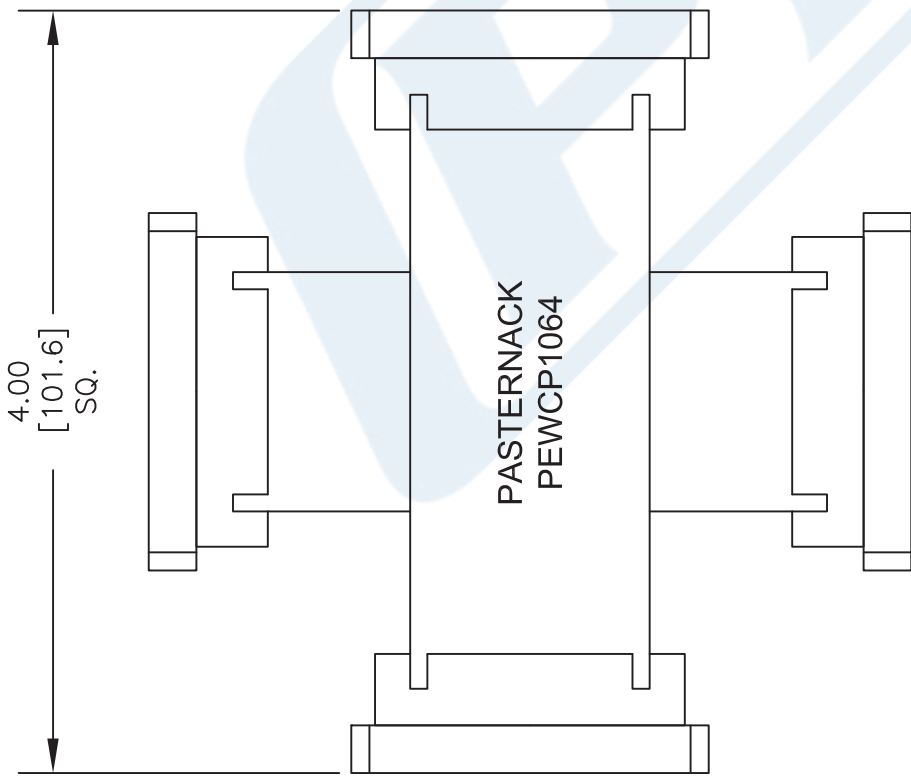
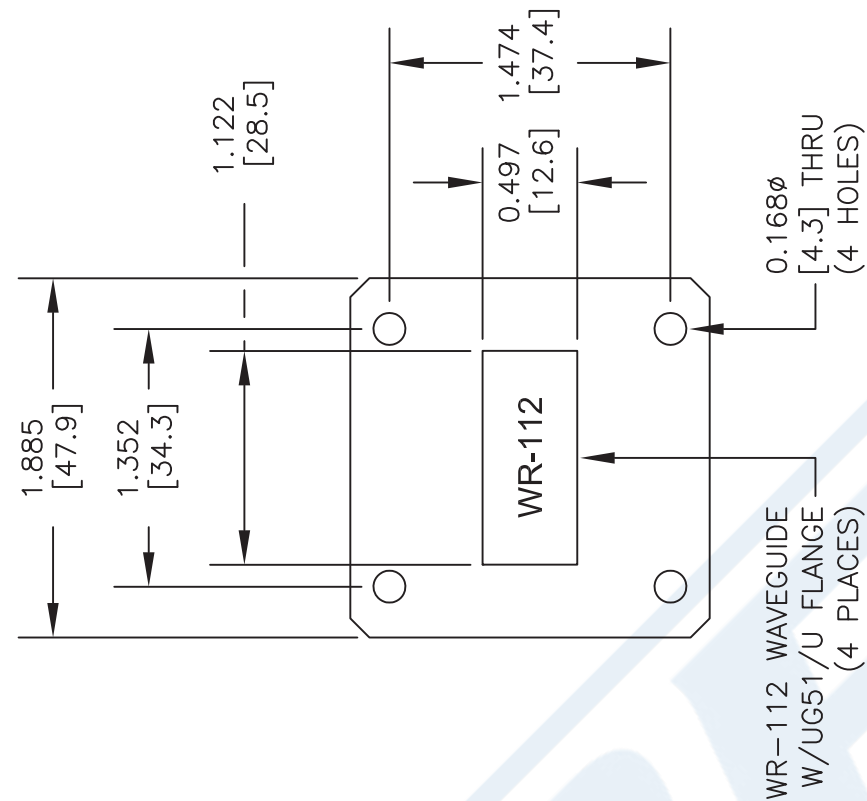
Click the following link (or enter part number in "SEARCH" on website) to obtain additional part information including price, inventory and certifications: [WR-112 30 dB Waveguide Crossguide Coupler, UG-51/U Square Cover Flange, 7.05 GHz to 10 GHz PEWCP1064](http://www.pasternack.com/wr112-30db-waveguide-coupler-ug51-square-crossguide-pewcp1064-p.aspx)

URL: <http://www.pasternack.com/wr112-30db-waveguide-coupler-ug51-square-crossguide-pewcp1064-p.aspx>

The information contained in this document is accurate to the best of our knowledge and representative of the part described herein. It may be necessary to make modifications to the part and/or the documentation of the part, in order to implement improvements. Pasternack reserves the right to make such changes as required. Unless otherwise stated, all specifications are nominal. Pasternack does not make any representation or warranty regarding the suitability of the part described herein for any particular purpose, and Pasternack does not assume any liability arising out of the use of any part or documentation.

PEWCPC1064 CAD Drawing

WR-112 30 dB Waveguide Crossguide Coupler, UG-51/U Square Cover Flange, 7.05 GHz to 10 GHz



DWG TITLE

PEWCPC1064

NOTES:
 1. UNLESS OTHERWISE SPECIFIED ALL DIMENSIONS ARE NOMINAL.
 2. ALL SPECIFICATIONS ARE SUBJECT TO CHANGE WITHOUT NOTICE AT ANY TIME.
 3. DIMENSIONS ARE IN INCHES [mm].

FSCM NO. 53919

CAD FILE 050216

SCALE N/A

SIZE A

2233



Pasternack Enterprises, Inc.
 P.O. Box 16759 | Irvine | CA | 92623
 Phone: (949) 261-1920 | Fax: (949) 261-7451
 Website: www.pasternack.com | E-Mail: sales@pasternack.com