



WR-62 50 dB Waveguide Crossguide Coupler, UG-419/U Square Cover Flange, 12.4 GHz to 18 GHz

TECHNICAL DATA SHEET

PEWCP1050

The PEWCP1050 is a WR-62 crossguide waveguide coupler that operates in the frequency range of 12.4 to 18 GHz. This Waveguide component has a typical VSWR of 1.05:1. These designs are made of painted copper alloy and incorporate a cross wall configuration that result in a mid-band nominal coupling value of 20, 30, 40 or 50 dB. Common applications for this component would be where power measurements are required within a system for measuring/sampling power or frequency monitoring with minimal signal loss to the main transmission line. This WR-62 waveguide coupler uses standard UG-419/U square cover flanges. Pasternack offers a complete family of waveguide Crossguide and Top wall couplers that are in-stock and ship same day.

Features

- Crossguide Waveguide Coupler
- 50 dB Nominal Coupling Level
- 12.4 GHz to 18 GHz Frequency Range
- Body and Flanges made of Copper Alloy
- Low VSWR

Applications

- Test Benches
- Radar
- Satellite
- Microwave Radio
- Attenuation Measurements
- Power Measurements
- Source Leveling

Electrical Specifications (Values at 25°C, sea level)

Description	Minimum	Typical	Maximum	Units
Frequency Range	12.4		18	GHz
Directivity		10		dB
Insertion Loss		0.1		dB
Main Line VSWR		1.05:1		
Nominal Coupling Level		50		dB

Mechanical Specifications

Size	
Length	2.5 in [63.5 mm]
Width/Dia.	2.5 in [63.5 mm]
Weight	0.6 lbs [272.16 g]

Click the following link (or enter part number in "SEARCH" on website) to obtain additional part information including price, inventory and certifications: [WR-62 50 dB Waveguide Crossguide Coupler, UG-419/U Square Cover Flange, 12.4 GHz to 18 GHz PEWCP1050](#)



WR-62 50 dB Waveguide Crossguide Coupler, UG-419/U Square Cover Flange, 12.4 GHz to 18 GHz

TECHNICAL DATA SHEET

PEWCP1050

Configuration

Design Crossguide
Size WR-62

Description	Input Flange	Output Flange	Coupled Flange(s)
Flange Type	Square Cover	Square Cover	Square Cover
Flange Designation	UG-419/U	UG-419/U	UG-419/U
Material	Copper Alloy	Copper Alloy	Copper Alloy

Compliance Certifications (visit www.Pasternack.com for current document)

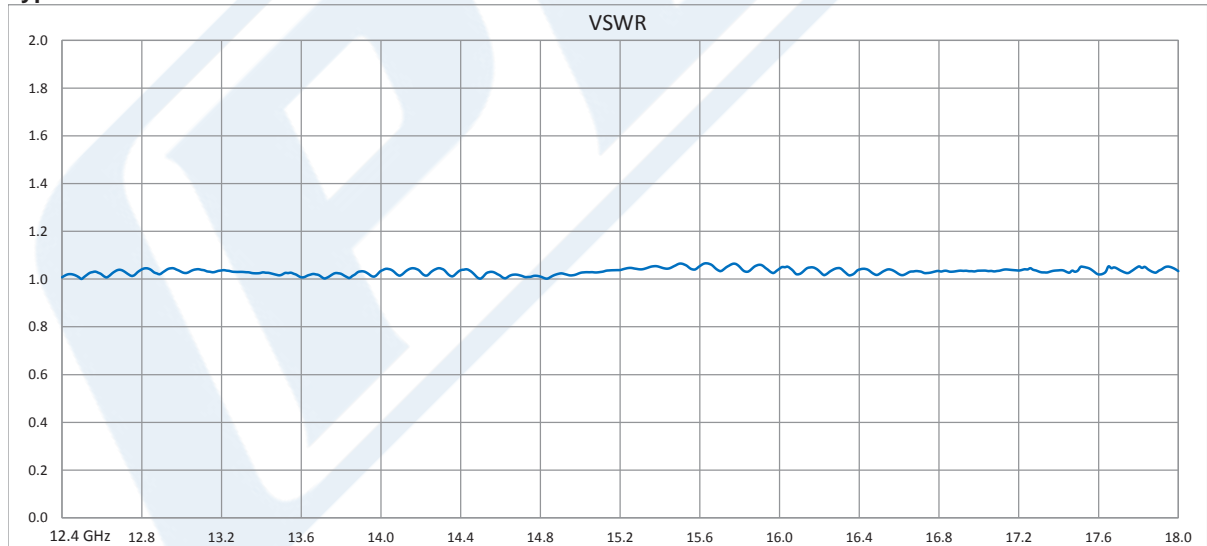
RoHS Compliant
REACH Compliant 12/17/2015

Plotted and Other Data

Notes:

- Values at 25 °C, sea level

Typical Performance Data



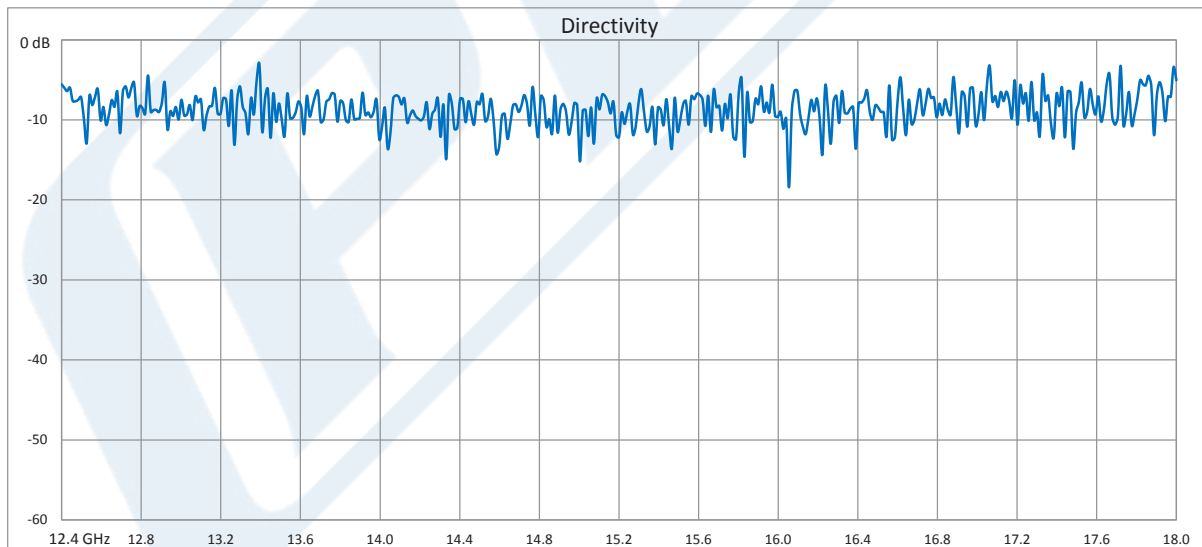
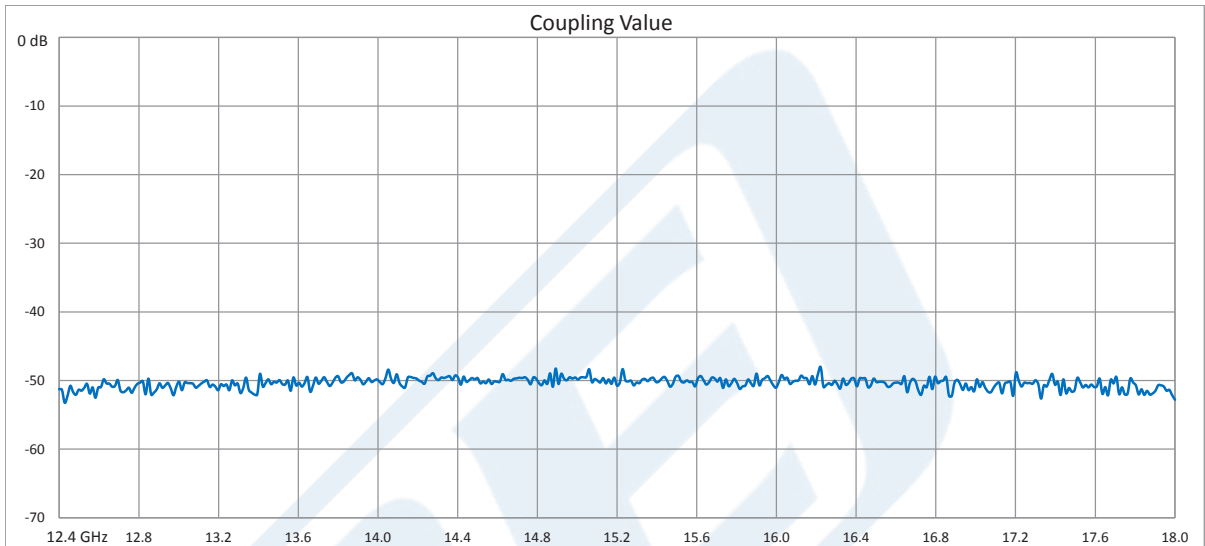
Click the following link (or enter part number in "SEARCH" on website) to obtain additional part information including price, inventory and certifications: [WR-62 50 dB Waveguide Crossguide Coupler, UG-419/U Square Cover Flange, 12.4 GHz to 18 GHz PEWCP1050](#)



WR-62 50 dB Waveguide Crossguide Coupler, UG-419/U Square Cover Flange, 12.4 GHz to 18 GHz

TECHNICAL DATA SHEET

PEWCP1050



Click the following link (or enter part number in "SEARCH" on website) to obtain additional part information including price, inventory and certifications: [WR-62 50 dB Waveguide Crossguide Coupler, UG-419/U Square Cover Flange, 12.4 GHz to 18 GHz PEWCP1050](#)



WR-62 50 dB Waveguide Crossguide Coupler, UG-419/U Square Cover Flange, 12.4 GHz to 18 GHz

TECHNICAL DATA SHEET

PEWCP1050

WR-62 50 dB Waveguide Crossguide Coupler, UG-419/U Square Cover Flange, 12.4 GHz to 18 GHz from Pasternack Enterprises has same day shipment for domestic and International orders. Our RF, microwave and millimeter wave products maintain a 99% availability and are part of the broadest selection in the industry.

Click the following link (or enter part number in "SEARCH" on website) to obtain additional part information including price, inventory and certifications: [WR-62 50 dB Waveguide Crossguide Coupler, UG-419/U Square Cover Flange, 12.4 GHz to 18 GHz PEWCP1050](http://www.pasternack.com/wr62-50db-waveguide-coupler-ug419-square-crossguide-pewcp1050-p.aspx)

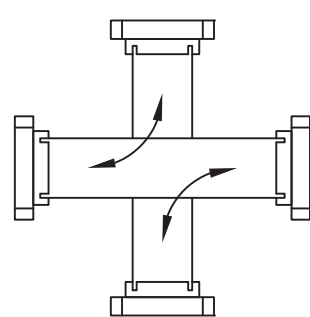
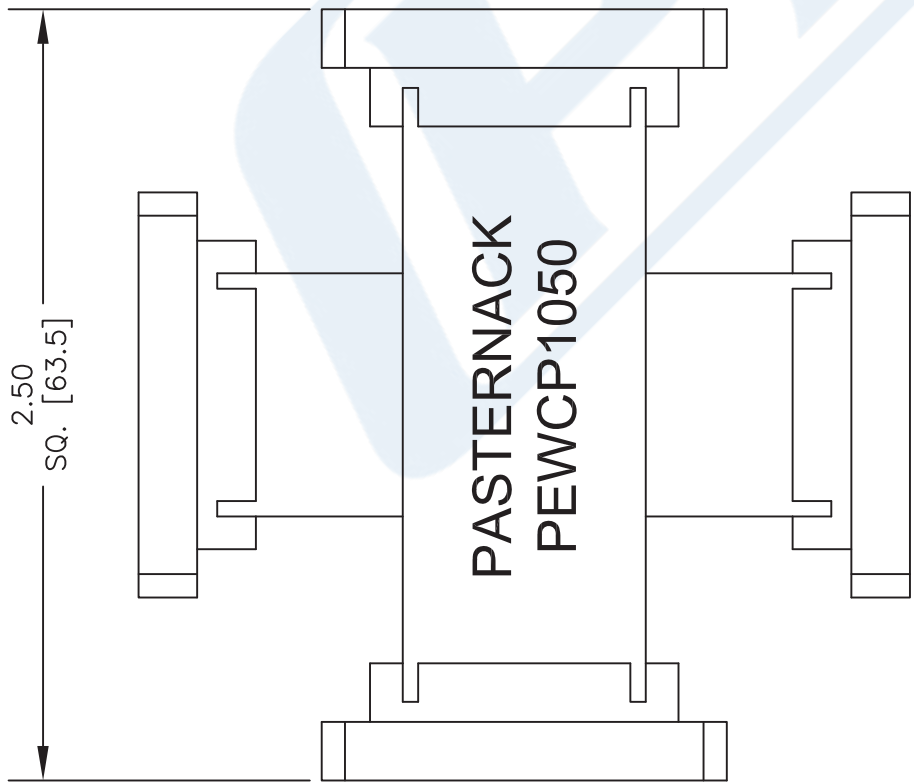
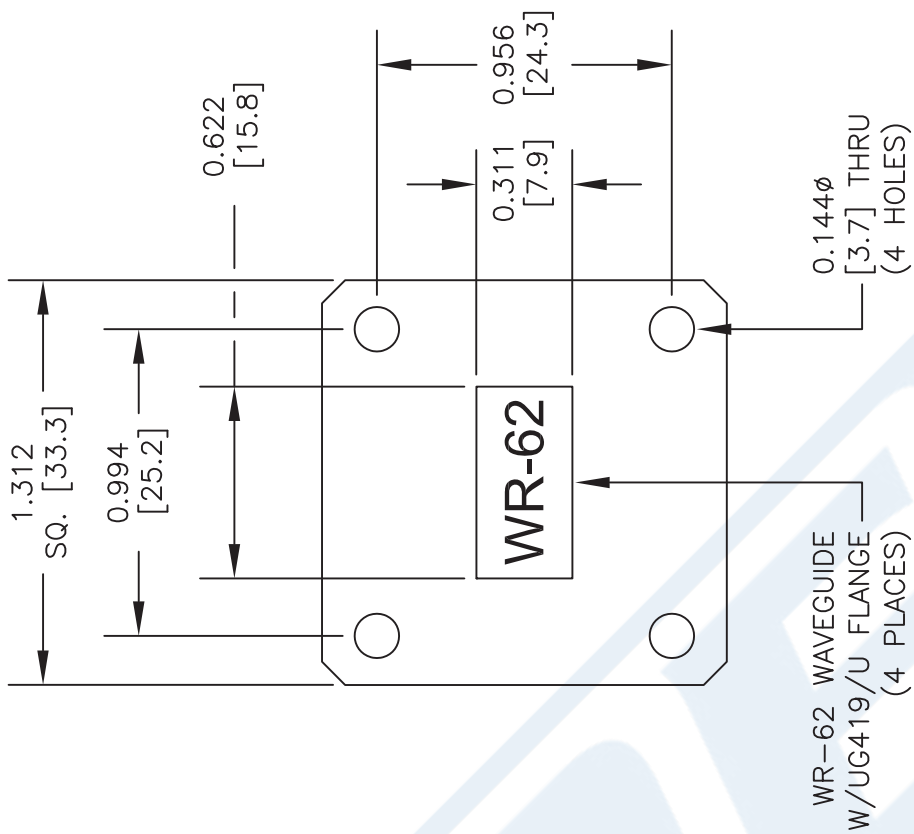
URL: <http://www.pasternack.com/wr62-50db-waveguide-coupler-ug419-square-crossguide-pewcp1050-p.aspx>

The information contained in this document is accurate to the best of our knowledge and representative of the part described herein. It may be necessary to make modifications to the part and/or the documentation of the part, in order to implement improvements. Pasternack reserves the right to make such changes as required. Unless otherwise stated, all specifications are nominal. Pasternack does not make any representation or warranty regarding the suitability of the part described herein for any particular purpose, and Pasternack does not assume any liability arising out of the use of any part or documentation.

PEWC1050 CAD Drawing

WR-62 50 dB Waveguide Crossguide Coupler, UG-419/U

Square Cover Flange, 12.4 GHz to 18 GHz



NOTES:
 1. UNLESS OTHERWISE SPECIFIED ALL DIMENSIONS ARE NOMINAL.
 2. ALL SPECIFICATIONS ARE SUBJECT TO CHANGE WITHOUT NOTICE AT ANY TIME.
 3. DIMENSIONS ARE IN INCHES [mm].

DWG TITLE
PEWC1050

FSCM NO. 53919

CAD FILE 042916

SCALE N/A

SIZE A

2233

(PE) PASTERNAK®
 THE ENGINEER'S RF SOURCE

Pasternack Enterprises, Inc.
 P.O. Box 16759 | Irvine | CA | 92623

Phone: (949) 261-1920 | Fax: (949) 261-7451
 Website: www.pasternack.com | E-Mail: sales@pasternack.com